



# Test Report: GST360A36

---

360W AC-DC High Reliability Industrial Adaptor

## ■ DESIGN VERIFY TEST

Output Function Test

Input Function Test

Protection Function Test

Control Function Test

Component Stress Test

## ■ SAFETY & E.M.C. TEST

Safety Test

E.M.C. Test

## ■ RELIABILITY TEST

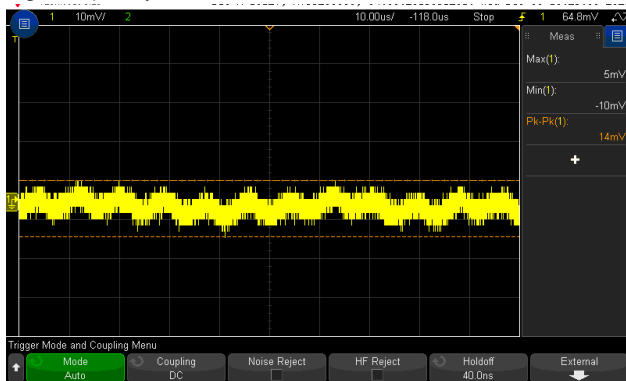
ENVIRONMENT TEST

DESIGN VERIFY TEST

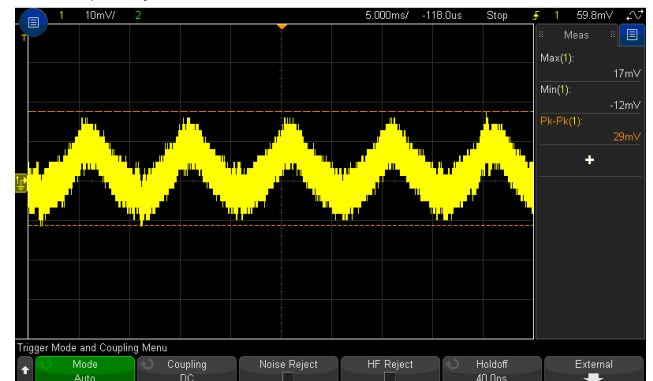
OUTPUT FUNCTION TEST

NO	TEST ITEM	SPECIFICATION	TEST CONDITION	RESULT
1	OUTPUT VOLTAGE(Max) TOLERANCE	V1: -2.0%~ +2.0 %	I/P: 85VAC /264VAC O/P:FULL/ MIN. LOAD Ta:25°C	V1: -0.29%~0.32%
2	LINE REGULATION (Max)	V1: -1.0%~ +1.0 %	I/P: 85VAC~ 264VAC O/P:FULL LOAD Ta:25°C	V1: 0%~0.17%
3	LOAD REGULATION(Max)	V1: -2.0%~ +2.0 %	I/P: 230VAC O/P:FULL ~MIN LOAD Ta:25°C	V1: -0.29%~0.32%
4	OVER/UNDERSHOOT TEST	< +5%	I/P: 230VAC O/P:FULL LOAD Ta:25°C	1.67%
5	RIPPLE & NOISE(Max)	V1: 200mVp-p	I/P:230VAC O/P:FULL LOAD Ta:25°C	V1: 29mVp-p

high frequency :

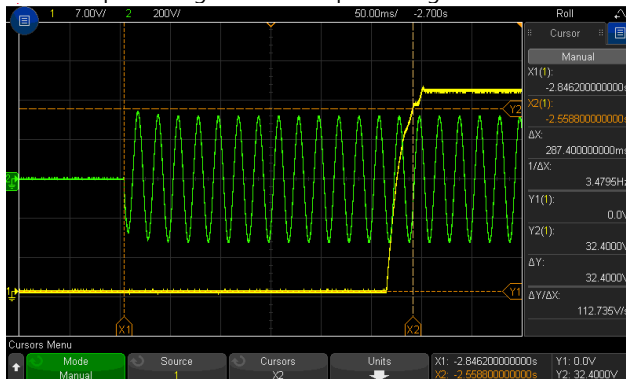


low frequency :

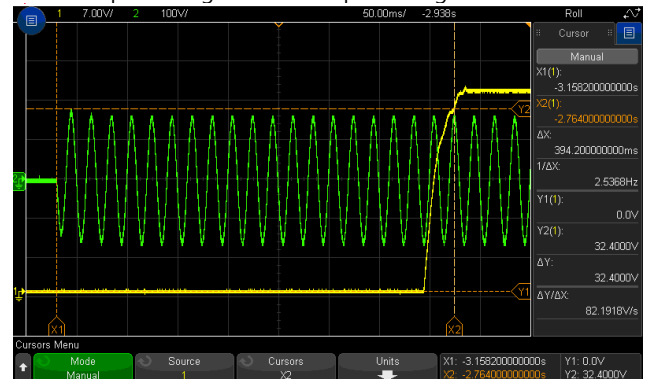


6	SET UP TIME(Max)	230VAC/2000ms 115VAC/2000ms	I/P : 230 VAC I/P : 115 VAC O/P : FULL LOAD Ta : 25°C	230VAC/287.4ms 115VAC/394.2ms
---	------------------	--------------------------------	--	----------------------------------

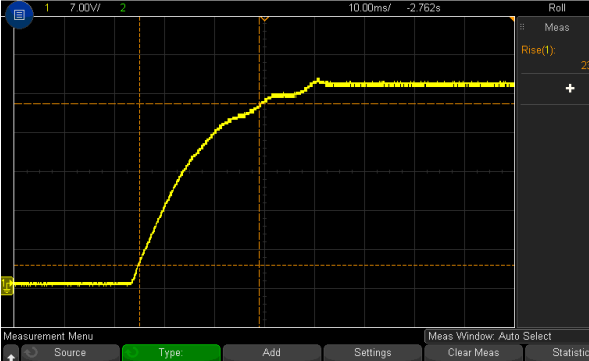
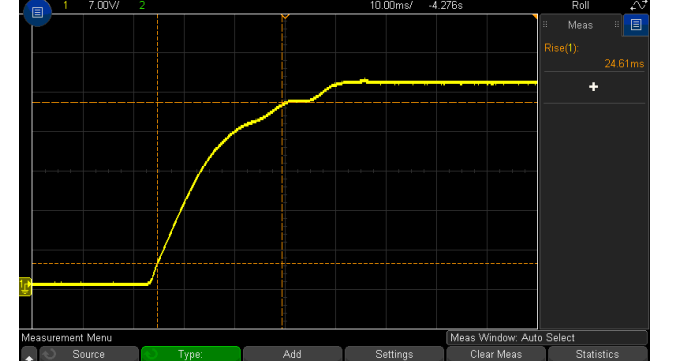


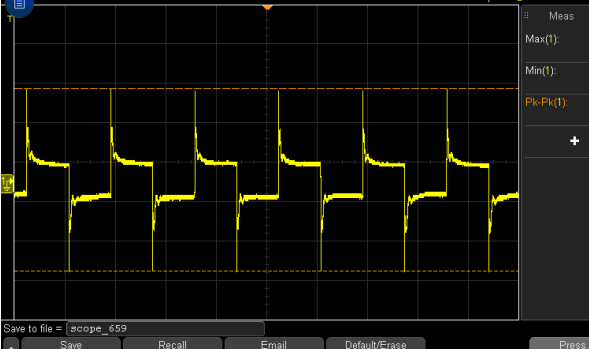
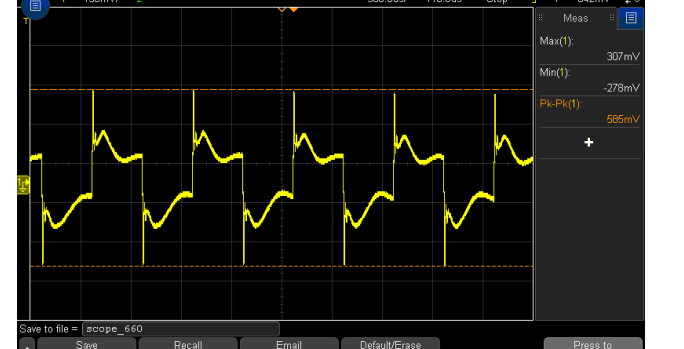
INPUT=230VAC/50HZ @ FULL LOAD  
CH1 : Output Voltage CH2 : AC Input Voltage



INPUT=115VAC/60HZ @ FULL LOAD  
CH1 : Output Voltage CH2 : AC Input Voltage





7	RISE TIME (Max)	230VAC/50ms 115VAC/50ms	I/P : 230 VAC I/P : 115 VAC O/P : FULL LOAD Ta : 25°C	230VAC/23.98ms 115VAC/24.61ms
INPUT=230VAC/50HZ @ FULL LOAD CH1 : Output Voltage		INPUT=115VAC/60HZ @ FULL LOAD CH1 : Output Voltage		
				
8	HOLD UP TIME (Typ.)	230VAC/8ms 115VAC/8ms	I/P : 230 VAC I/P : 115 VAC O/P : FULL LOAD Ta : 25°C	230VAC/20.4ms 115VAC/20.2ms
INPUT=230VAC/50HZ @ FULL LOAD CH1 : Output Voltage CH2 : AC Input Voltage		INPUT=115VAC/60HZ @ FULL LOAD CH1 : Output Voltage CH2 : AC Input Voltage		
				
9	DYNAMIC LOAD	V1: 3600mVp-p	I/P: 230VAC O/P: (1)FULL/50%LOAD50%DUTY/120HZ (2)FULL/50% LOAD50%DUTY/ 1KHZ Ta:25°C	(1) 603mVp-p (2) 585mVp-p
FULL /50% LOAD 50%DUTY / 120HZ		FULL /50% LOAD 50%DUTY / 1KHZ		
				



10	TRANSIENT RECOVERY TIME	V1: 3600mVp-p	I/P: 230VAC O/P:40% LOAD CHANGE 50%DUTY/120HZ 1.25A/us	502mVp-p
----	-------------------------	---------------	--	----------

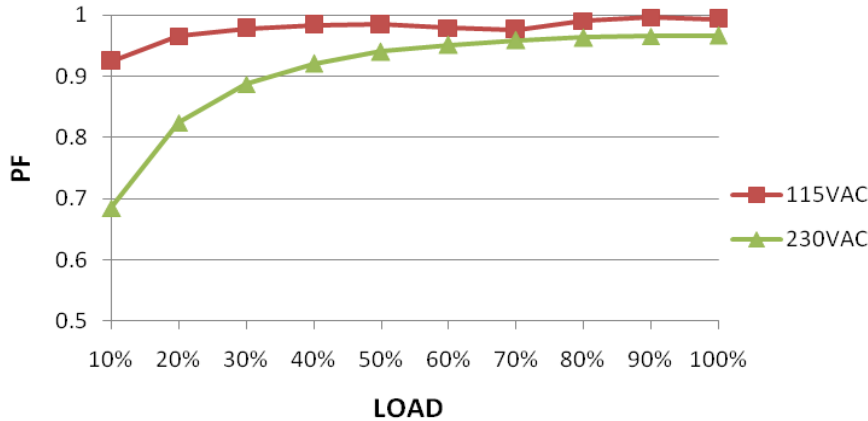
### INPUT FUNCTION TEST

NO	TEST ITEM	SPECIFICATION	TEST CONDITION	RESULT
1	INPUT VOLTAGE RANGE	85VAC~264VAC 120VDC~ 370VDC	(1) I/P:TESTING O/P:FULL LOAD (2) I/P:DC TESTING(L:+ N:-) O/P: FULL / 50% LOAD (3) I/P:DC TESTING(L:- N:+) O/P: FULL / 50% LOAD Ta:25°C	(1) 76.0V/80%LOAD 76.1V/FULL LOAD (2)112Vdc~370Vdc/FULL LOAD 112Vdc~370Vdc/50% LOAD (3)112Vdc~370Vdc/FULL LOAD 112Vdc~370Vdc/50% LOAD
			I/P: LOW-LINE-3V=82 V HIGH-LINE+15%=300 V O/P:FULL/MIN LOAD (PLEASE CHECK DERATING CURVE) ON: 30 Sec OFF: 30 Sec 10MIN ( POWER ON/OFF NO DAMAGE )	TEST: OK
2	INPUT FREQUENCY RANGE	47HZ ~63 HZ NO DAMAGE	I/P:85VAC ~264 VAC O/P:FULL~MIN LOAD Ta:25°C	TEST: OK
3	INPUT CURRENT (Typ.)	230V/ 2 A 115V/ 3.8 A	I/P : 230 VAC I/P : 115 VAC O/P : FULL LOAD Ta : 25°C	I =1.6948A/ 230VAC I =3.3801A/ 115VAC
4	LEAKAGE CURRENT	< 1.5mA / 240 VAC	I/P : 240 VAC O/P : Min LOAD Ta : 25°C	0.725 mA
5	NO LOAD ONSUMPTION	< 0.5W	I/P : 230VAC O/P : NO LOAD Ta : 25°C	0.375W
6	POWER FACTOR (Typ.)	0.95/ 230VAC 0.98/115VAC	I/P : 230 VAC I/P : 115 VAC O/P : FULL LOAD Ta : 25°C	PF=0.9666/230VAC PF=0.9913/115VAC
	PF vs LOAD			



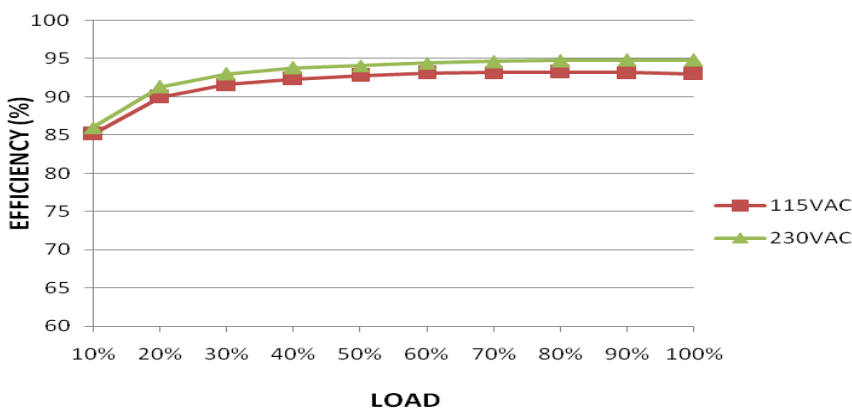
360W AC-DC High Reliability Industrial  
Adaptor

GST360A series



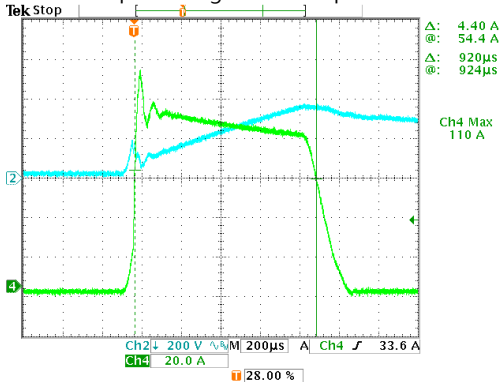
7	EFFICIENCY(Typ.)	94%	I/P:230 VAC O/P:FULL LOAD Ta:25°C	94.87%
---	------------------	-----	---	--------

EFFICIENCY vs LOAD

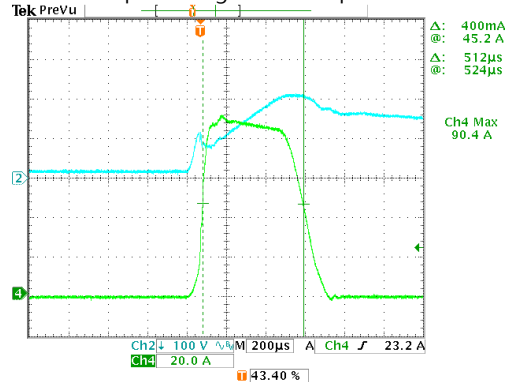


8	INRUSH CURRENT(Typ.)	230V/120A 115V/95A COLD START	I/P : 230 VAC I/P : 115 VAC O/P : FULL LOAD Ta : 25°C	I =110A/ 230VAC I =90.4A/ 115VAC
---	----------------------	-------------------------------------	--	-------------------------------------

INPUT=230VAC/50HZ @ FULL LOAD  
CH2 : AC Input Voltage CH4 : Input current



INPUT=115VAC/ 60HZ @ FULL LOAD  
CH2 : AC Input Voltage CH4 : Input current





### PROTECTION FUNCTION TEST

NO	TEST ITEM	SPECIFICATION	TEST CONDITION	RESULT
1	OVER LOAD PROTECTION	135%~155% Protection type : Hiccup mode, recovers automatically after fault condition is removed	I/P: 264VAC I/P: 230VAC I/P: 100VAC O/P:TESTING Ta:25°C	152.00%/ 264VAC 151.90%/ 230VAC 151.50%/100VAC Protection type : Hiccup mode, recovers automatically after fault condition is removed
2	OVER VOLTAGE PROTECTION	105% ~ 135% rated output voltage Protection type : Shut down o/p voltage, re-power on to recover	I/P: 264VAC I/P: 230VAC I/P: 85VAC O/P:MIN LOAD Ta:25°C	42.2V/ 264VAC 42.2V / 230VAC 42.2V / 85VAC Protection type : Shut down o/p voltage, re-power on to recover
3	OVER TEMPERATURE PROTECTION	Protection type : Shut down o/p voltage, re-power on to recover	I/P: 264VAC I/P: 85VAC O/P:FULL LOAD	O.T.P. Active OK Protection type : Shut down o/p voltage, re-power on to recover

### COMPONENT STRESS TEST

NO	TEST ITEM	SPECIFICATION	TEST CONDITION	RESULT
1	PWM Transistor ( D to S) or (C to E) Peak Voltage	Q3/Q4 Rated : 21 A/ 600 V	AC ON/OFF I/P:High-Line +3V =267V VDS: O/P: (1)Full Load (2)Output Short (3)Dynamic Load Full Load/ Min. Load 90%Duty/1KHz (4)Dynamic Load Full Load/ Min. Load 90%Duty/3KHz (5)Dynamic Load Full Load/ Min. Load 90%Duty/5KHz (6)Dynamic Load 100% Load/ Min. Load 50%Duty/120Hz (7)0%→400% Load. Ta:25°C	Q3 Q4 VDS: VDS: (1) 450V (1)454V (2) 462V (2)458V (3) 446V (3)454V (4) 446V (4)454V (5) 446V (5)450V (6) 446V (6)454V (7) 450V (7)454V
2	P.F.C Transistor ( D to S) or (C to E) Peak Voltage	Q1 Rated: 18A/600V	I/P:High-Line +3V =267 V AC ON/OFF O/P: (1)Full Load (2)Output Short (3)Dynamic Load Full Load/ Min. Load 90%Duty/1KHz (4)Dynamic Load Full Load/ Min. Load 90%Duty/3KHz (5)Dynamic Load Full Load/ Min. Load 90%Duty/5KHz (6)Dynamic Load 100% Load/ Min. Load 50%Duty/120Hz	Q2 Q1 VDS: VDS: (1)497V (1) 485V (2)440V (2) 432V (3)497V (3) 485V (4)493V (4) 481V (5)493V (5) 481V (6)497V (6) 481V (7)428V (7) 436V



360W AC-DC High Reliability Industrial  
Adaptor

GST360A series

			(7)0%→400% Load. Ta:25°C	
3	P.F.C DIODE	D21 Rated: 9A/ 600 V	I/P:High-Line +3V =267 V AC ON/OFF O/P: (1)Full Load (2)Output Short (3)Dynamic Load Full Load/ Min. Load 90%Duty/5KHz (4)Dynamic Load 100% Load/ Min. Load 50%Duty/120Hz Ta:25°C	(1) 493V (2) 497V (3) 493V (4) 493V
4	Diode Peak Voltage	Q100/Q112/Q152/Q154 Rated:44A/120V	AC ON/OFF I/P:High-Line +3V =267 V O/P: (1)Full Load (2)Output Short (3)Dynamic Load Full Load/ Min. Load 90%Duty/1KHz (4)Dynamic Load Full Load/ Min. Load 90%Duty/3KHz (5)Dynamic Load Full Load/ Min. Load 90%Duty/5KHz (6)Dynamic Load 100% Load/ Min. Load 50%Duty/120Hz (7)0%→400% Load. (8)NO LOAD (9) burst mode Ta:25°C	Q100: VDS: (1) 94.0V (2) 107.6V (3) 96.4V (4) 92.4V (5) 92.4V (6) 99.6V (7) 105.2V (8) 102.8V (9) 105.8V  Q112: VDS: (1) 87.5V (2) 106.0V (3) 94.3V (4) 93.2V (5) 85.9V (6) 104.4V (7) 105.2V (8) 102.8V (9) 105.8V  Q152: VDS: (1) 85.7V (2) 85.7V (3) 82.5V (4) 82.5V (5) 82.5V (6) 82.5V (7) 80.9V (8) 84.1V (9) 80.1V  Q154: VDS: (1) 85.7V (2) 86.5V (3) 90.5V (4) 88.9V (5) 94.5V (6) 92.1V (7) 84.9V (8) 89.7V (9) 83.3V
5	Input Capacitor Voltage	C5 Rated: : 220 μ / 400 V	I/P:High-Line +3V =267V O/P: (1)Full Load input on/off (2) Min load input on /Off (3)Full Load /Min load Change (4)Full load continue Ta:25°C	(1)432V (2)412V (3)412V (4)395V
6	Control IC Voltage Test	PWM IC U3 Rated 0.3V~20V PFC IC U1 Rated 0.3V~20 V O/P IC U100 Rated 8V~ 24 V IC U101 Rated 8V~24V	AC ON/OFF I/P:High-Line +3V =267 V O/P(1)FULL LOAD (2) Output Short (3)O.L.P (4)O.V.P. (5)NO LOAD (LOW LINE) Ta:25°C	U3 (1) 15.8V (2) 16.0V (3) 16.0V (4) 15.8V (5) 10.2V  U100 (1) 11.6V (2) 11.6V (3) 11.8V (4) 11.8V (5) 11.8V



				U1 (1) 15.2V (2) 15.4V (3) 15.4V (4) 15.2V (5) 9.8V
--	--	--	--	--

## ■ SAFETY& E.M.C. TEST

### SAFETY TEST

NO	TEST ITEM	SPECIFICATION	TEST CONDITION	RESULT
1	WITHSTAND VOLTAGE	I/P-O/P: 3KVAC/min I/P-FG :2KVAC/min	I/P-O/P: 3.6 KVAC/min I/P-FG: 2.4 KVAC/min Ta:25°C	I/P-O/P:3.58mA I/P-FG:3.54mA NO DAMAGE
2	ISOLATION RESISTANCE	I/P-O/P:500VDC>100MΩ I/P-FG: 500VDC>100MΩ	I/P-O/P: 600 VDC I/P-FG: 600 VDC Ta:25°C	I/P-O/P: 9999MΩ I/P-FG: 9999MΩ NO DAMAGE

### E.M.C TEST

NO	TEST ITEM	SPECIFICATION	TEST CONDITION	RESULT
1	HARMONIC	BS EN/EN61000-3-2 GB9254	I/P:230VAC/50HZ O/P:FULL LOAD Ta:25°C	CLASS A
2	CONDUCTION	BS EN/EN55032(CISPR32),FCC PART 15 / CISPR22 ,CNS13438,GB17625.1 EAC TP TC 020,MSIP KN32	I/P : 230 VAC (50HZ)/120 VAC (60HZ) O/P : FULL/50% LOAD Ta : 25°C	CLASS B
3	RADIATION	BS EN/EN55032(CISPR32),FCC PART 15 / CISPR22 ,CNS13438,GB17625.1 EAC TP TC 020,MSIP KN32	I/P : 230 VAC (50HZ)/120 VAC (60HZ) O/P : FULL LOAD/50% LOAD Ta : 25°C	CLASS B
4	E.S.D	BS EN/EN61000-4-2 AIR : 15KV / Contact : 8KV	I/P : 230 VAC/50HZ O/P : FULL LOAD Ta : 25°C	CRITERIA A
5	E.F.T	BS EN/EN61000-4-4 INPUT : 1KV	I/P : 230 VAC/50HZ O/P : FULL LOAD Ta : 25°C	CRITERIA A
6	SURGE	BS EN/EN61000-4-5 L-N : 1KV L,N-PE : 2KV	I/P : 230 VAC/50HZ O/P : FULL LOAD Ta : 25°C	CRITERIA A
7	Test by certified Lab & Test Report Prepare Any contradictions of the test results, please refer to the latest EMC test report			





■ RELIABILITY TEST

ENVIRONMENT TEST

NO	TEST ITEM	SPECIFICATION	TEST CONDITION	RESULT																																																																																																																																												
1	TEMPERATURE RISE TEST	MODEL : GST360A48 1. ROOM AMBIENT BURN-IN : 2 HRS I/P : 230VAC O/P : FULL LOAD Ta= 26.7 °C 2. HIGH AMBIENT BURN-IN : 2HRS I/P : 230VAC O/P : FULL LOAD Ta= 44.4 °C																																																																																																																																														
		<table border="1"> <thead> <tr> <th>NO</th> <th>Position</th> <th>ROOM AMBIENT Ta= 26.7°C</th> <th>HIGH AMBIENT Ta= 44.4 °C</th> </tr> </thead> <tbody> <tr><td>1</td><td>LF1</td><td>67.4°C</td><td>83.5°C</td></tr> <tr><td>2</td><td>ZR1</td><td>68.1°C</td><td>84.7°C</td></tr> <tr><td>3</td><td>Q2</td><td>74.8°C</td><td>91.6°C</td></tr> <tr><td>4</td><td>C3</td><td>71.1°C</td><td>87.2°C</td></tr> <tr><td>5</td><td>L3</td><td>71.5°C</td><td>88.2°C</td></tr> <tr><td>6</td><td>BD2</td><td>71.4°C</td><td>86.2°C</td></tr> <tr><td>7</td><td>LF3</td><td>71.5°C</td><td>87.7°C</td></tr> <tr><td>8</td><td>C6</td><td>71.3°C</td><td>89.0°C</td></tr> <tr><td>9</td><td>L2</td><td>71.4°C</td><td>89.3°C</td></tr> <tr><td>10</td><td>BD1</td><td>71.7°C</td><td>90.0°C</td></tr> <tr><td>11</td><td>Q1</td><td>74.8°C</td><td>92.2°C</td></tr> <tr><td>12</td><td>U1</td><td>73.1°C</td><td>91.5°C</td></tr> <tr><td>13</td><td>U3</td><td>78.0°C</td><td>92.3°C</td></tr> <tr><td>14</td><td>C41</td><td>75.2°C</td><td>90.7°C</td></tr> <tr><td>15</td><td>C5</td><td>71.6°C</td><td>85.7°C</td></tr> <tr><td>16</td><td>T1coil</td><td>79.0°C</td><td>94.6°C</td></tr> <tr><td>18</td><td>T1core</td><td>76.0°C</td><td>89.8°C</td></tr> <tr><td>19</td><td>LF100</td><td>66.8°C</td><td>84.1°C</td></tr> <tr><td>20</td><td>C105</td><td>69.9°C</td><td>86.5°C</td></tr> <tr><td>21</td><td>L4</td><td>72.7°C</td><td>89.0°C</td></tr> <tr><td>22</td><td>T2 coil</td><td>78.2°C</td><td>90.4°C</td></tr> <tr><td>24</td><td>T2 core</td><td>76.5°C</td><td>91.6°C</td></tr> <tr><td>25</td><td>Q3</td><td>81.2°C</td><td>101.8°C</td></tr> <tr><td>26</td><td>D7</td><td>75.0°C</td><td>91.5°C</td></tr> <tr><td>27</td><td>Q12</td><td>82.1°C</td><td>90.7°C</td></tr> <tr><td>28</td><td>RTH2</td><td>73.3°C</td><td>100.5°C</td></tr> <tr><td>29</td><td>D10</td><td>74.9°C</td><td>91.8°C</td></tr> <tr><td>30</td><td>U101</td><td>72.8°C</td><td>89.5°C</td></tr> <tr><td>31</td><td>Q101</td><td>74.4°C</td><td>91.2°C</td></tr> <tr><td>32</td><td>Q112</td><td>73.1°C</td><td>91.1°C</td></tr> <tr><td>33</td><td>Q153</td><td>75.4°C</td><td>93.7°C</td></tr> <tr><td>34</td><td>U5</td><td>71.6°C</td><td>87.5°C</td></tr> <tr><td>35</td><td>C102</td><td>69.7°C</td><td>87.0°C</td></tr> <tr><td>36</td><td>C114</td><td>71.3°C</td><td>88.2°C</td></tr> </tbody> </table>	NO	Position	ROOM AMBIENT Ta= 26.7°C	HIGH AMBIENT Ta= 44.4 °C	1	LF1	67.4°C	83.5°C	2	ZR1	68.1°C	84.7°C	3	Q2	74.8°C	91.6°C	4	C3	71.1°C	87.2°C	5	L3	71.5°C	88.2°C	6	BD2	71.4°C	86.2°C	7	LF3	71.5°C	87.7°C	8	C6	71.3°C	89.0°C	9	L2	71.4°C	89.3°C	10	BD1	71.7°C	90.0°C	11	Q1	74.8°C	92.2°C	12	U1	73.1°C	91.5°C	13	U3	78.0°C	92.3°C	14	C41	75.2°C	90.7°C	15	C5	71.6°C	85.7°C	16	T1coil	79.0°C	94.6°C	18	T1core	76.0°C	89.8°C	19	LF100	66.8°C	84.1°C	20	C105	69.9°C	86.5°C	21	L4	72.7°C	89.0°C	22	T2 coil	78.2°C	90.4°C	24	T2 core	76.5°C	91.6°C	25	Q3	81.2°C	101.8°C	26	D7	75.0°C	91.5°C	27	Q12	82.1°C	90.7°C	28	RTH2	73.3°C	100.5°C	29	D10	74.9°C	91.8°C	30	U101	72.8°C	89.5°C	31	Q101	74.4°C	91.2°C	32	Q112	73.1°C	91.1°C	33	Q153	75.4°C	93.7°C	34	U5	71.6°C	87.5°C	35	C102	69.7°C	87.0°C	36	C114	71.3°C	88.2°C		
NO	Position	ROOM AMBIENT Ta= 26.7°C	HIGH AMBIENT Ta= 44.4 °C																																																																																																																																													
1	LF1	67.4°C	83.5°C																																																																																																																																													
2	ZR1	68.1°C	84.7°C																																																																																																																																													
3	Q2	74.8°C	91.6°C																																																																																																																																													
4	C3	71.1°C	87.2°C																																																																																																																																													
5	L3	71.5°C	88.2°C																																																																																																																																													
6	BD2	71.4°C	86.2°C																																																																																																																																													
7	LF3	71.5°C	87.7°C																																																																																																																																													
8	C6	71.3°C	89.0°C																																																																																																																																													
9	L2	71.4°C	89.3°C																																																																																																																																													
10	BD1	71.7°C	90.0°C																																																																																																																																													
11	Q1	74.8°C	92.2°C																																																																																																																																													
12	U1	73.1°C	91.5°C																																																																																																																																													
13	U3	78.0°C	92.3°C																																																																																																																																													
14	C41	75.2°C	90.7°C																																																																																																																																													
15	C5	71.6°C	85.7°C																																																																																																																																													
16	T1coil	79.0°C	94.6°C																																																																																																																																													
18	T1core	76.0°C	89.8°C																																																																																																																																													
19	LF100	66.8°C	84.1°C																																																																																																																																													
20	C105	69.9°C	86.5°C																																																																																																																																													
21	L4	72.7°C	89.0°C																																																																																																																																													
22	T2 coil	78.2°C	90.4°C																																																																																																																																													
24	T2 core	76.5°C	91.6°C																																																																																																																																													
25	Q3	81.2°C	101.8°C																																																																																																																																													
26	D7	75.0°C	91.5°C																																																																																																																																													
27	Q12	82.1°C	90.7°C																																																																																																																																													
28	RTH2	73.3°C	100.5°C																																																																																																																																													
29	D10	74.9°C	91.8°C																																																																																																																																													
30	U101	72.8°C	89.5°C																																																																																																																																													
31	Q101	74.4°C	91.2°C																																																																																																																																													
32	Q112	73.1°C	91.1°C																																																																																																																																													
33	Q153	75.4°C	93.7°C																																																																																																																																													
34	U5	71.6°C	87.5°C																																																																																																																																													
35	C102	69.7°C	87.0°C																																																																																																																																													
36	C114	71.3°C	88.2°C																																																																																																																																													
2	OVER LOAD BURN-IN TEST	NO DAMAGE 1 HOUR ( MIN )	I/P : 230 VAC O/P : 122%LOAD Ta : 25°C	TEST : OK																																																																																																																																												
3	LOW TEMPERATURE TURN ON TEST	TURN ON AFTER 2 HOUR	I/P : 264VAC/100VAC O/P : 100%LOAD Ta= -35°C	TEST : OK																																																																																																																																												



360W AC-DC High Reliability Industrial  
Adaptor

GST360A series

4	HIGH HUMIDITY HIGH TEMPERATURE HIGH VOLTAGE TURN ON TEST	AFTER 12 HOURS IN CHAMBER ON CONTROL 40°C/95 %R.H NO DAMAGE	I/P : 272 VAC O/P : FULL LOAD Ta= 39.5°C HUMIDITY= 95 %R.H	TEST : OK
5	TEMPERATURE COEFFICIENT	+0.03%/°C(0~40°C)	I/P : 230 VAC O/P : FULL LOAD	+ 0.0089 %/°C(0~40°C)
6	STORAGE TEMPERATURE TEST	-40~85°C	1. Thermal shock Temperature : -45°C~ +90°C 2. Temperature change rate : 25°C / MIN 3. Dwell time low and high temperature : 30 MIN/EACH 4. Total test cycle : 10 CYCLE 5. Input/Output condition : STATIC	
7	THERMAL SHOCK TEST	-30~40°C	1. Thermal shock Temperature : -35°C~ +45°C 2. Temperature change rate : 25°C / MIN 3. Dwell time low and high temperature : 30 MIN/EACH 4. Total test cycle : 16 CYCLE 5. Input/Output condition : 15cycle:230V/ FULL LOAD AC ON 3sec/AC OFF 1sec TEST 1cycle:230V/ FULL LOAD Burn In Test	
8	VIBRATION TEST	10 ~ 500Hz, 2G 10min./1cycle, 60min. each along X, Y, Z axes	1 Carton & 1 Set (1) Waveform : Sine Wave (2) Frequency : 10~500Hz (3) Sweep Time : 10min/sweep cycle (4) Acceleration : 3G (5) Test Time : 180min in each axis (X.Y.Z) (6) Ta : 25°C	
9	CAPACITOR LIFE CYCLE	SUPPOSE C102 IS THE MOST CRITICAL COMPONENT (1) I/P: 230VAC O/P: FULL LOAD Ta= 25 °C LIFE TIME (2) I/P: 230VAC O/P: FULL LOAD Ta= 40 °C LIFE TIME (3) I/P: 230VAC O/P: 75% LOAD Ta= 40 °C LIFE TIME (4) I/P: 230VAC O/P: 50% LOAD Ta= 40 °C LIFE TIME	(1) 167176.7HRS (2) 60767.6HRS (3) 116864.5HRS (4) 165759.7HRS	
10	MTBF	Conducted by Parts Stress Analysis Prediction 2068.5K hrs min. Telcordia SR-332 (Bellcore) ; 269K hrs min. MIL-HDBK-217F (25°C)		
11	Ongoing Reliability Test	I/P : 230VAC O/P : 80% LOAD TA=50°C Demonstration Mean Time Between Failure : 30,000 hours		

TEST RESULT	TESTER	REVIEW	APPROVAL
PASS	Liutt		Wangdz

2020.10.1 TAG-QA-009